



Thunderbolt™ Legacy Adapter

Thunderbolt™ 3 to Thunderbolt Adapter

User Guide

K170-1051-BK6I



System Requirements:

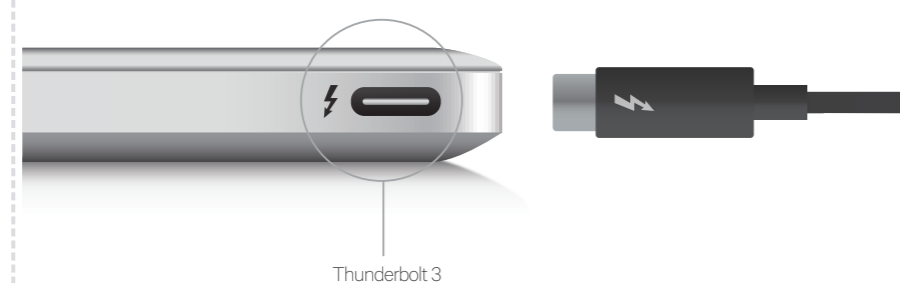
Windows 7.1 and above

Compatibility Note:

Please ensure any external hub, dock, display, or device is powered externally as the Thunderbolt 3 Adapter will not provide power to the connected device.

Connecting the Thunderbolt 3 to Thunderbolt Adapter:

1. Before starting to use the Kanex Thunderbolt 3 to Thunderbolt Adapter, please make sure your system meets the System Requirements from above.
2. Plug the Thunderbolt 3 cable of the adapter to any available Thunderbolt 3 port on your Mac or PC.



Configuration requise :

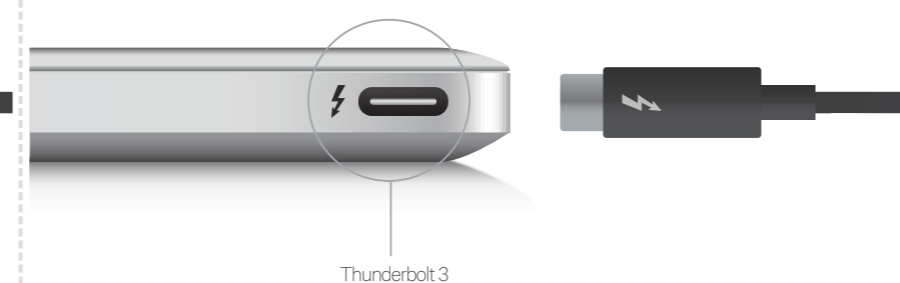
Windows 7.1 and above

Note de compatibilité :

Veillez vous assurer que tout hub, station, écran ou périphérique externe est alimenté en externe puisque l'adaptateur Thunderbolt 3 ne fournira pas d'énergie à l'appareil connecté.

Connexion du Thunderbolt 3 à l'adaptateur Thunderbolt :

1. Avant de commencer à utiliser le Kanex Thunderbolt 3 sur l'adaptateur Thunderbolt, veuillez vous assurer que votre système répond à la configuration requise indiquée ci-dessus.
2. Branchez le câble Thunderbolt 3 de l'adaptateur à n'importe quel port disponible du Thunderbolt 3 sur votre Mac ou PC.



Requisitos de sistema:


Windows 7.1 and above

Nota de compatibilidad:

Asegúrate de que cualquier hub, base, monitor o dispositivo externos reciben alimentación externa, ya que el Adaptador Thunderbolt 3 no transmite electricidad al dispositivo conectado.

Conectar el Adaptador de Thunderbolt 3 a Thunderbolt :

1. Antes de empezar a usar el Adaptador Kanex de Thunderbolt 3 a Thunderbolt, asegúrate de que tu sistema cumple con los requisitos de sistema anteriores.
2. Conecta el cable Thunderbolt 3 del adaptador a cualquier puerto disponible Thunderbolt 3 de tu Mac o PC.



Systemanforderungen:

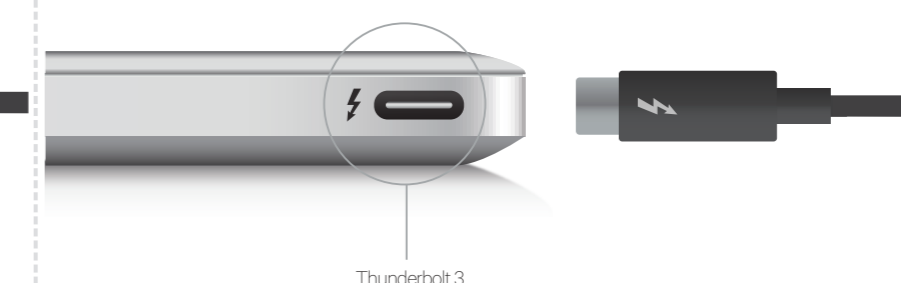
Windows 7.1 and above

Hinweis zur Kompatibilität:

Bitte stellen Sie sicher, dass externe Hubs, Docks, Displays oder sonstige Geräte extern betrieben werden, da der Thunderbolt-3-Adapter das angeschlossene Gerät nicht mit Strom versorgt.

So schließen Sie Thunderbolt 3 an den Thunderbolt-Adapter an:

1. Bevor Sie damit beginnen, den Kanex Thunderbolt 3 mit dem Thunderbolt-Adapter zu verwenden, stellen Sie bitte sicher, dass Ihr System die oben genannten Systemanforderungen erfüllt.
2. Verbinden Sie das Thunderbolt-3-Kabel des Adapters mit einem freien Thunderbolt-3-Anschluss auf Ihrem Mac oder PC.



For more info please visit:
www.kanex.com/thunderbolt3-adapter

Customer Service:

Online: <http://www.kanex.com/contact/techsupport>

Email: service@kanex.com


Phone: 844-228-7834

Kanex One Year Limited Warranty:


Kanex offers a one (1) year limited warranty from the original date of purchase and will offer a new replacement of a product due to a manufacture's defect.

Please visit <http://www.kanex.com/support/warranty> for full warranty details.


3. You can connect with most Thunderbolt hubs, expansion docks, external hard drives, storage systems, and much more.




3. Vous pouvez vous connecter avec la plupart des hubs Thunderbolt, des stations d'extension, des disques durs externes, des systèmes de stockage, etc.



3. Puedes establecer una conexión con la mayoría de hubs, bases de expansión, discos duros externos, sistemas de almacenamiento Thunderbolt y mucho más.



3. Sie können mit den meisten Thunderbolt-Hubs, Erweiterungs-docks, externen Festplatten, Speichersystemen und vielen anderen Geräten eine Verbindung herstellen.



**Requisiti di sistema:**

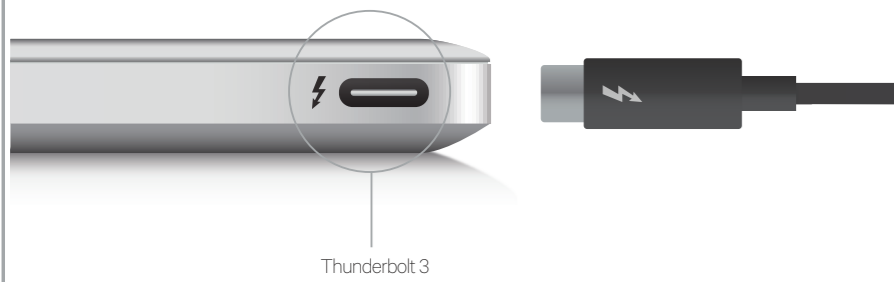
Windows 7.1 and above

Nota sulla compatibilità:

Assicurarsi che qualsiasi hub, dock, schermo o dispositivo sia alimentato esternamente, dato che l'adattatore Thunderbolt 3 non fornirebbe energia al dispositivo collegato.

Collegamento di Thunderbolt 3 all'adattatore Thunderbolt :

1. Prima di iniziare a utilizzare il Thunderbolt 3 Kanex collegato all'adattatore Thunderbolt, assicurarsi che il sistema soddisfi i requisiti di sistema su descritti.
2. Inserire il cavo dell'adattatore Thunderbolt 3 a qualunque porta disponibile di Thunderbolt 3 sul Mac o sul PC.

**Requisitos de sistema:**


Windows 7.1 and above

Nota de compatibilidade:

Assegure-se de que qualquer hub externo, dock, monitor ou dispositivo tenha uma fonte de alimentação externa, pois o Adaptador de Thunderbolt 3 não fornece energia ao dispositivo conectado.

Como conectar o Thunderbolt 3 ao Adaptador de Thunderbolt :

1. Antes de começar a utilizar o Adaptador Kanex de Thunderbolt 3 para Thunderbolt, confirme se o seu sistema cumpre com os Requisitos de Sistema descritos acima.
2. Ligue o cabo Thunderbolt 3 do adaptador em qualquer porta Thunderbolt 3 disponível em seu Mac ou PC.

**系统需求:**


Windows 7.1 and above

兼容性注释:

请确保任何外部集线器、坞、显示器或设备是由外部供电，因为雷电3适配器不会向所连接的设备提供电力。

把雷电3连接至雷电适配器:

1. 在开始使用Kanex雷电3连接至雷电适配器前，请确保您的系统符合上述系统需求。
2. 把雷电3适配器的电缆插入您的Mac或个人电脑上任何可用的雷电3端口。

**系統要求:**


Windows 7.1 and above

兼容性注意事項:

請確保任何外置集線器、連接埠、顯示器或裝置是由外部電源供電，因為Thunderbolt 3適配器不會對所連接的裝置提供電源。

把Thunderbolt 3連接到Thunderbolt 適配器:

1. 在開始使用連接到Thunderbolt 適配器的Kanex Thunderbolt 3之前，請確保您的系統符合上述的系統要求。
2. 將適配器的Thunderbolt 3連接線插到您的Mac或PC上任何可用的Thunderbolt 3端口。

**システム要件:**


Windows 7.1 and above

互換性に関する注意:

Thunderbolt 3 アダプターは接続デバイスに電源供給を行わないため、外部ハブ、ドック、ディスプレイ、デバイスが外部電源に接続されていることを確認してください。

Thunderbolt 3 から Thunderbolt アダプターへの接続:

1. Kanex Thunderbolt 3 から Thunderbolt アダプターへの使用を開始する前に、システムが上記のシステム要件を満たしているか確認してください。
2. アダプターのThunderbolt 3 ケーブルをMacもしくはPCの空いているThunderbolt 3 ポートに差し込んでください。

**시스템 요구 사항:**


Windows 7.1 and above

호환성 참고 사항:


Thunderbolt 3 어댑터가 연결된 장치로 전력을 제공하지 않을 수 있으므로, 외부 허브, 도크, 디스플레이 또는 장치가 외부에서 전력이 공급되고 있는지 확인하십시오.

Thunderbolt 3에서 Thunderbolt 어댑터 연결:


1. Kanex Thunderbolt 3에서 Thunderbolt 어댑터로 사용하기 시작하기 전에, 시스템이 상기의 시스템 요구 사항을 충족하는지 확인하시기 바랍니다.
2. Mac이나 PC에서 어댑터의 Thunderbolt 3 케이블을 모든 사용 가능한 Thunderbolt 3 포트에 플러그합니다.




3. Si può collegare la maggior parte di hub, dock di espansione, dischi rigidi esterni, sistemi di memoria Thunderbolt e altro ancora.




3. É possível fazer a conexão com a maioria dos hubs, docks de expansão, HDs externos, sistemas de armazenagem e muito mais que possuam tecnologia Thunderbolt.



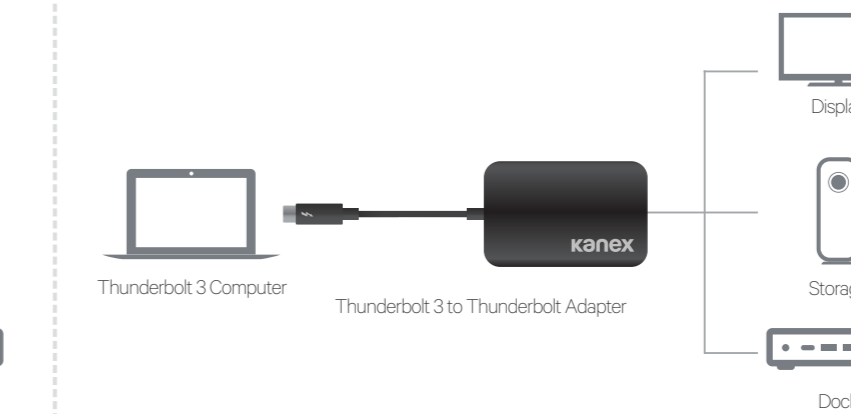
3. 你可以与绝大多数雷电 集线器，扩展 坞，外接硬盘，存储系统和更多设备相连接。



3. 您可將之與大多數的Thunderbolt 集線器、擴展埠、外置硬碟、儲存系統以及更多其他的裝置連接。



3. ほとんどのThunderbolt ハブ、拡張ドック、外部ハードドライブ、ストレージシステムなどに接続することができます。



3. 가장 많은 Thunderbolt 허브, 확장 도크, 외부 하드 드라이브, 저장소 시스템, 및 기타로 연결할 수 있습니다.

